

Hub 2 (2G) Jeweller

Security system control panel supporting photo verification feature. Has three independent communication channels: Ethernet and two 2G SIM cards.



2
GRADE
EN 50131

PD 6662
2017



Find the detailed information on the device at the link:

 ajax.systems/support/devices/hub-2/

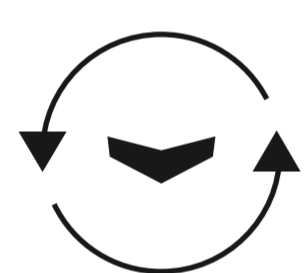
Key features



Photo verification support



Video surveillance support



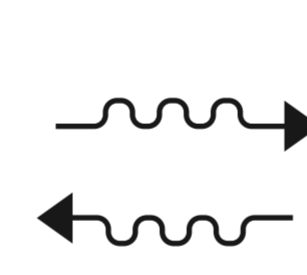
Free software updates



Informing users with push notifications, calls, and SMS



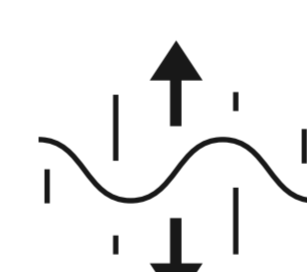
Connection to security company CMS



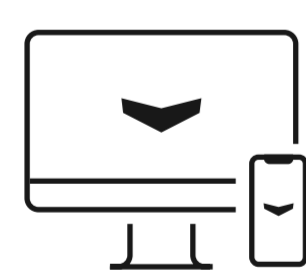
Communication with wireless Ajax devices at a distance of up to 2,000 m




Tampering alarm



Frequency hopping



Remote control and setup via the app



Connecting to Ajax apps via QR code

Always online

To guarantee prompt alarm transmission to the monitoring station and users, Hub 2 (2G) can be connected to three Internet providers simultaneously via **Ethernet** and two **SIM cards (2G)**. Channels work in parallel, and automatic switching between them takes seconds.

Hub is connected to the apps, security companies and users through the Ajax Cloud server with an availability of 99.995% in 2021. For reliability, the servers are located in several data centres. We use the proprietary binary protocol and automatic load balancing for the uninterrupted processing of millions of data packets and the stable operation of security systems.

Hub reduces the security system's dependence on the conditions at the facility. The control panel is equipped with a backup battery, providing **up to 16 hours of autonomous operation** in case of a blackout. The system will report a power-down and a power restoration to the CMS and all users.

Guaranteed delivery of alarms and photo confirmations

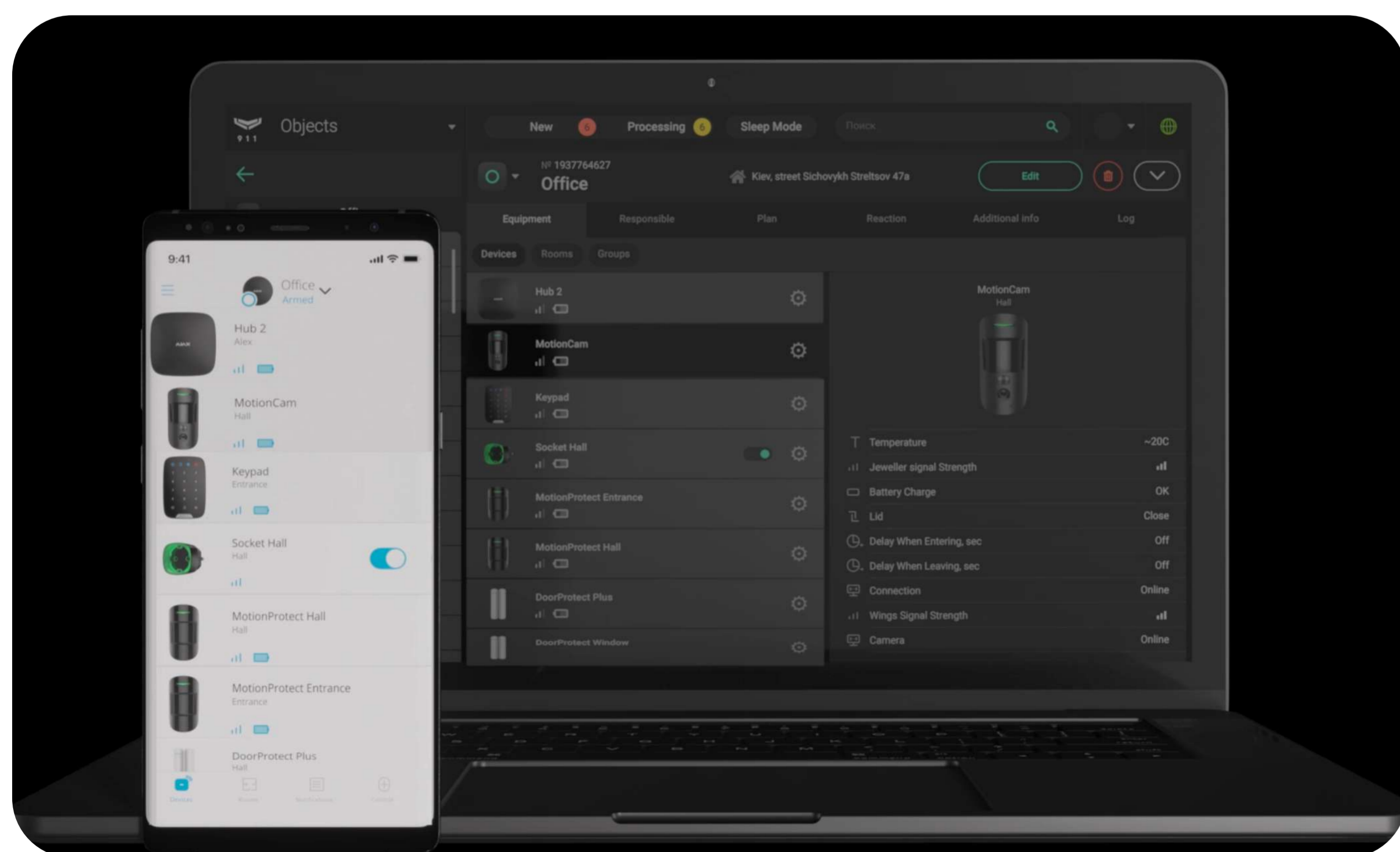
Jeweller 

Jeweller provides two-way communication between a hub and connected devices at a distance of up to 2,000 meters. Jeweller uses time frames to synchronize communication with connected devices, authentication to eliminate forgery, and encryption to protect against data theft.

 Wings

Wings is a radio protocol developed for the fast transmission of visual data. Hub 2 (2G) uses dedicated antennas to improve channel reliability. Built-in package checking and uploading algorithms allow Wings to deliver photos at a distance of up to 1,700 meters, even if the signal level is unstable.

Controlled with apps



We've developed two types of applications: for users and PRO. Users' apps are designed for monitoring alarms and managing security via smartphone. Apps for PRO are designed to manage system settings via PC or smartphone.

All types of Ajax apps connect to a hub using a secure channel with Ajax Cloud — our server solution located at several AWS data centres. All security system settings are always available in the app.

The keyboard also allows you to create passcodes for those who are not added to the hub users or use the system from time to time. In this case, the users and the monitoring company operator also know exactly who and when changed the security mode. It is convenient, for example, to create a passcode for a cleaning company.

More options with these two hub versions

To meet the requirements of the professionals and today's security market, we manufacture and sell two **Hub 2** models simultaneously. They have the same body and specifications, but only with one difference: a type of built-in cellular modem.

We will ship Hub 2 in two versions: with a 2G and a 4G modem. The hubs are marked as **Hub 2 (2G)** and **Hub 2 (4G)** – and have different packaging to avoid confusion. Choose and install the equipment that precisely matches the client's needs. We will keep producing and selling all the preceding hub models to offer more choices.




Hubs with 2G cellular modems will gradually cease to be supplied in regions where 2G/3G frequencies are planned to be disabled in the near future.

Fast connection and installation

Hub is ready to work right out of the box. It comes with pre-installed communication modules, a power supply unit, and a backup battery. To begin the system setup, an installer needs to plug the device into a power socket, connect it to the Internet, insert a SIM card, and scan the app's QR code. Thanks to SmartBracket, installers don't need to disassemble the enclosure to mount the hub.

Technical specifications

Compliance with standards	EN 50131 (Grade 2) PD 6662:2017	Connection to CMS	SurGard (Contact ID) SIA (DC-09) ADEMCO 685 Other proprietary protocols
Connected devices	up to 100 wireless devices Including up to 5 range extenders and up to 10 sirens.	Features	50 users 25 cameras or DVRs 32 automation scenarios 9 security groups photo verification support

<p>Communication channels with Ajax devices</p>	<p> Jeweller communication technology</p> <p>Frequency bands 866.0–866.5 MHz 868.0–868.6 MHz 868.7–869.2 MHz 905.0–926.5 MHz 915.85–926.5 MHz 921.0–922.0 MHz Depends on the sales region.</p> <p>Maximum effective radiated power (ERP) ≤25 mW</p> <p>Communication range up to 2,000 m In an open space.</p>	<p>External communication channels</p>	<p>Ethernet 8P8C slot Up to 100 Mb/s.</p> <p>Cellular network 1 slot for micro-SIM</p> <p>2G (GSM900/DCS1800 (B3/B8))</p>
<p>Power supply</p>	<p>Main power supply 100–240 V~, 50/60 Hz</p> <p>Backup power supply Li-Ion battery with 2 A·h capacity Up to 16 hours of autonomous operation.</p>	<p>Installation</p>	<p>Operating temperature range from -10°C to +40°C</p> <p>Operating humidity up to 75%</p> <p>Protection class IP20</p>
<p>Enclosure</p>	<p>Colour white black</p> <p>Dimensions 163 × 163 × 36 mm</p> <p>Weight 362 g</p> <p>Tampering alarm</p>	<p>Complete set</p>	<p>Hub 2 (2G) Jeweller Power cable Ethernet cable SIM card Depends on the region of sale. Installation kit Quick Start Guide</p>